

# VIGOR 2 EN ISO 6134 Type 2/A

Hose according to EN ISO 6134:2005 Type 2/A

## Hose Construction

- Tube:** Black, smooth, EPDM rubber compound, heat and saturated steam resistant
- Reinforcement:** High tensile steel cords
- Cover:** Black or red (NR), smooth, EPDM rubber compound, heat, abrasion, ozone and weather resistant. The cover is pinpricked to prevent blistering and bubbling.



## Tolerances

- On inside diameter:**
- ≤ I.D. 38 mm: ± 0,5 mm
  - > I.D. 38 mm: ± 0,7 mm
- On outside diameter:**
- ≤ O.D. 48 mm: ± 1,00 mm
  - O.D. 54 mm: ± 1,2 mm
  - O.D. 69 mm: ± 1,4 mm

## Applications

Design for high pressure saturated steam (max 18 bar at +210 °C = +261 psi at +410 °F). Suitable for the petrochemical industry and general steam service applications.

## Temperature Range

-40 °C (-40 °F) to +210 °C (+410 °F)

## Recommendations

Use only couplings with safety clamps. Follow the coupling manufacturer's instructions for coupling procedures. Check coupling tightness each time before use. Drain after use. When not in use, store the hose on a flat surface (shelves) and never hang from a hook.









### WARNING

Steam hoses gradually decrease in performance during service life. Consequently, they need to be regularly inspected by trained personnel wearing adequate protective overalls, including eye protection.

### WARNINGS OF DANGER

Cuts and gouges in the hose cover showing the textile reinforcement. Steam leaks. Permanent deformation of hose. Reduction of steam flow. WHEN ONE OF THESE ABNORMALITIES OCCURS, THE HOSE SHOULD BE REMOVED FROM SERVICE AND INSPECTED. If a failure occurs close to the couplings, the damaged hose can be cut, reconnected and used as before.

IHXXXXXXXX/XX Part Number/ Standard Length m	 I.D. mm	 O.D. mm	 Working Pressure			 Burst Pressure			 Weight kg/m	 min. Bend Radius mm
			MPa	psi	bar	MPa	psi	bar		
<b>VIGOR 2 EN ISO 6134 (black)</b>										
IH36801700/40	13	25	1,8	261,0	18	18,0	2610,0	180	0,50	130
IH36801701/40	16	30	1,8	261,0	18	18,0	2610,0	180	0,70	160
IH36801702/40	19	33	1,8	261,0	18	18,0	2610,0	180	0,77	190
IH36801703/40	25	40	1,8	261,0	18	18,0	2610,0	180	1,06	250
IH36801704/40	32	48	1,8	261,0	18	18,0	2610,0	180	1,39	320
IH36801705/40	38	54	1,8	261,0	18	18,0	2610,0	180	1,60	380
IH36801706/40	51	69	1,8	261,0	18	18,0	2610,0	180	2,56	500
<b>VIGOR/2 NR EN ISO 6134 (red)</b>										
IH36801720/40	13	25	1,8	261,0	18	18,0	2610,0	180	0,51	130
IH36801721/40	16	30	1,8	261,0	18	18,0	2610,0	180	0,70	160
IH36801722/40	19	33	1,8	261,0	18	18,0	2610,0	180	0,79	190
IH36801723/40	25	40	1,8	261,0	18	18,0	2610,0	180	1,06	250
IH36801724/40	32	48	1,8	261,0	18	18,0	2610,0	180	1,41	320
IH36801725/40	38	54	1,8	261,0	18	18,0	2610,0	180	1,62	380
IH36801726/40	51	69	1,8	261,0	18	18,0	2610,0	180	2,59	500

RUBBER HOSE VIGOR 2 EN ISO 6134:2005 2/A steam 18 bar 210 °C I.D. mm Ω MADE IN ITALY Parker ITR – Q/Y with traceability code

RUBBER HOSE VIGOR 2 EN ISO 6134:2005 2/A steam 18 bar 210 °C I.D. mm Ω MADE IN ITALY Parker ITR – Q/Y with traceability code

